

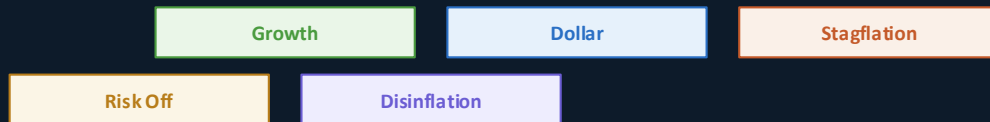
REGIME SIGNAL SERVICE

Macro Regime Intelligence for Investment Professionals

A systematic, market-price-based framework that scores the current macro regime and forecasts the most probable transition — weekly, before the data confirms it.

Wave Global Macro

wave-global-macro.com



Macro regimes shift before the data confirms it

Investment advisors and newsletter writers face the same structural problem:



GDP data is backward-looking

Reported quarterly, revised twice — reflects conditions from 90–120 days ago. By confirmation, the allocation window has closed.



CPI lags the market

Monthly, 2–3 week delay. By the time inflation is 'confirmed' by official data, bond funds have already repriced substantially.



Narrative-driven allocation

Most retail and advisor decisions are driven by news headlines — which are themselves reactions to lagging data, not leading signals.



No systematic transition framework

Most advisors can identify the current regime in hindsight but have no scored, probabilistic framework for anticipating the next one.

A scored, probabilistic regime signal — every week

Wave Global Macro delivers a single, actionable weekly output: which regime we are in, how confident the model is, and which transition risks are live.

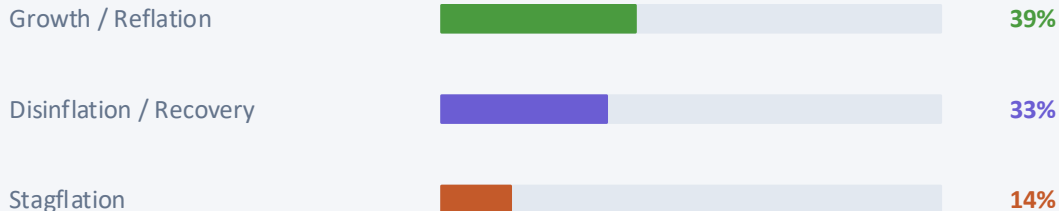
SAMPLE WEEKLY OUTPUT

CURRENT REGIME

Growth / Reflation

39% probability · Moderate confidence

ALL REGIME PROBABILITIES



⚠️ Transition Warning Flag Active:

WTIC:SPX — below 50d MA while weekly trend remains positive; daily trend showing stress. Watch for stagflation re-entry if oil reasserts.

Five macro regimes — each with distinct asset class implications

Growth / Reflation

Earnings accelerating, risk assets outperform. Equities, HY credit, and EM lead. Bonds and gold lag.

Dollar Dominance

Fed tightening, USD surging. Cash and short-duration bonds outperform. EM and commodities suffer.



Inflation / Stagflation

Supply shocks, inflation ahead of growth. Hard assets — commodities, TIPS, gold — outperform. Bonds fall in real terms.

Risk Off / Recession

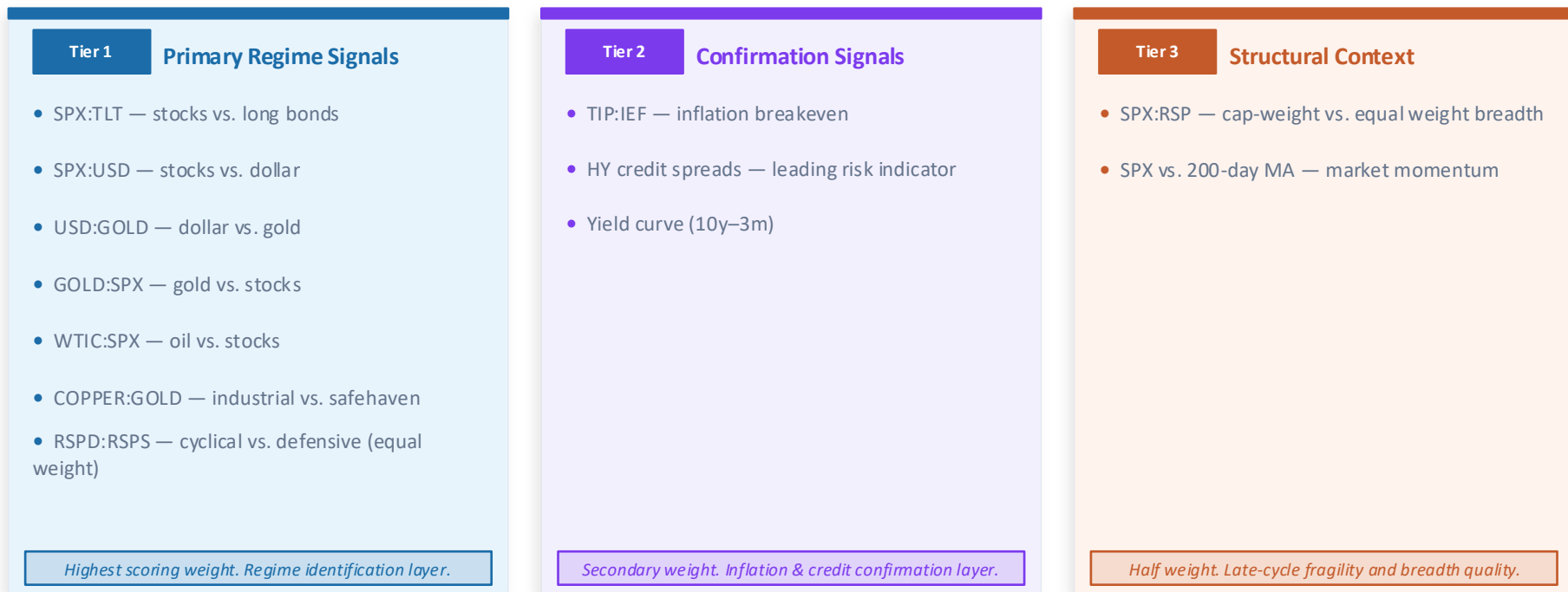
Fear dominates. Flight to Treasuries, gold, and cash. Credit spreads blow out. Capital preservation is paramount.

Disinflation / Recovery

Inflation falling, growth stabilizing. Both stocks and bonds rally. Goldilocks — the most favorable environment for diversified portfolios.

An 11-signal, three-tier cross-asset architecture

All inputs are real-time market prices — no GDP estimates, no survey data, no lagging economic statistics.



Each Tier 1 signal is assessed on four variables: weekly and daily trend direction and position vs. 200-day and 50-day MA.

Market prices lead economic data — by weeks to quarters

Market Signal	Replaces (lagging data)	Lead Time Advantage
WTIC:SPX	CPI energy component	6–8 weeks
TIP:IEF	Inflation breakeven surveys	Real-time
COPPER:GOLD	ISM Manufacturing PMI	2–4 weeks
HY credit spreads	Corporate default rates	6–12 months
Yield curve (10y–3m)	NBER recession declaration	12–18 months
GOLD:SPX	Consumer confidence surveys	4–8 weeks
RSPD:RSPS	Retail sales data	3–5 weeks
SPX:TLT	GDP growth / contraction	2–3 quarters

Transition flags — stress detected before the weekly trend breaks

The model fires a flag when multiple stress conditions appear simultaneously on the same signal — before the regime score shifts.

01 Weekly trend vs. 50-day divergence

Weekly trend signal is positive, but the ratio has slipped below its 50-day moving average — or vice versa. Trend and price structure are in disagreement.

02 Daily / weekly trend conflict

Daily trend signal has flipped opposite to the weekly trend signal. Short-term stress is building inside a longer-term trend — the earliest possible warning.

03 50-day converging on 200-day

The medium-term moving average is approaching the long-term structural average. A cross would confirm a regime-level structural change has occurred.

Severity thresholds:

2 conditions on one signal → Moderate flag: transition risk elevated. Increase monitoring frequency. **3 conditions** → High flag: regime change probable. Review allocation.

WHO IT SERVES

Built for investment professionals who need a defensible regime framework



Investment Advisors & RIAs

- Scored weekly regime output to anchor client allocation decisions
- Transition warning flags provide documented early-warning basis for tactical shifts
- White-label compatible — cite the framework, not the brand
- Replaces ad-hoc macro narrative with systematic, repeatable process



Financial Newsletter Publishers

- Rigorous cross-asset regime anchor for weekly macro commentary
- Five-regime probability distribution adds quantitative credibility
- Transition forecast section drives forward-looking editorial content
- Differentiates data-driven newsletters from opinion-only competitors



Family Offices & Independent PMs

- Systematic cross-asset regime signal as a pre-trade macro filter
- 11-signal confirmation framework reduces false positive allocation changes
- Weekly regime log provides auditable allocation decision history
- Market-price inputs mean the signal updates continuously, not quarterly

What subscribers receive each week

01 Scored regime diagnosis

Five-regime probability distribution with confidence rating (High / Moderate / Low). The current regime is identified and contextualized against prior weeks.

03 Transition warning flags

Active flags are listed with the triggering conditions identified. Severity rating and the most probable destination regime are noted.

05 "What to watch" watchlist

The 3–4 specific ratio movements or threshold breaks that would signal the current regime is transitioning — with direction and destination noted.

02 Signal-level breakdown

Each of the 11 signals is scored individually and annotated — Confirms, Supports, Neutral, Caution, or Contradicts — for the diagnosed regime.

04 Transition probability forecast

Probabilistic 4–12 week transition probabilities, blended from historical regime frequencies and current signal momentum.

NEXT STEPS

Let's discuss how the Regime Signal Service fits your practice.

- 1 Request a sample weekly report — see a live scored output before subscribing.
- 2 30-minute intro call — walk through the methodology and discuss integration into your workflow.
- 3 Pilot subscription — one month access to evaluate fit before a longer commitment.

CONTACT

Wave Global Macro

wave-global-macro@protonmail.com

Macro regime intelligence

investment professionals